

School Board of Pinellas County

A group of five diverse students (three boys and two girls) are sitting on a grassy lawn, reading books. They are dressed in casual clothing like polo shirts and t-shirts. The background shows a school building and trees under bright, sunny conditions.

**SECOND PUBLIC HEARING TO ADOPT
PROPOSED BUDGET AND MILLAGES
SEPTEMBER 13, 2016**



SCHOOL BOARD OF PINELLAS COUNTY

PROPOSED MILLAGES
FOR FISCAL YEAR 2016-2017



The School District's Proposed Millage is Comprised of:

- General (Operating)
 - Required Local Effort – (including Prior Period Funding Adjustment Millage) State Mandated
 - Discretionary – State Mandated
 - Local Referendum
- Capital Outlay



What is a “Mill”?

- A property tax levy of \$1.00 per \$1,000 of taxable property value.
 - One mill is equal to one tenth of one cent.



What is the “Rolled-Back” Millage Rate?

- The millage rate that would generate the same amount of revenue as last year if applied to the current tax roll, after adjusting for new construction.

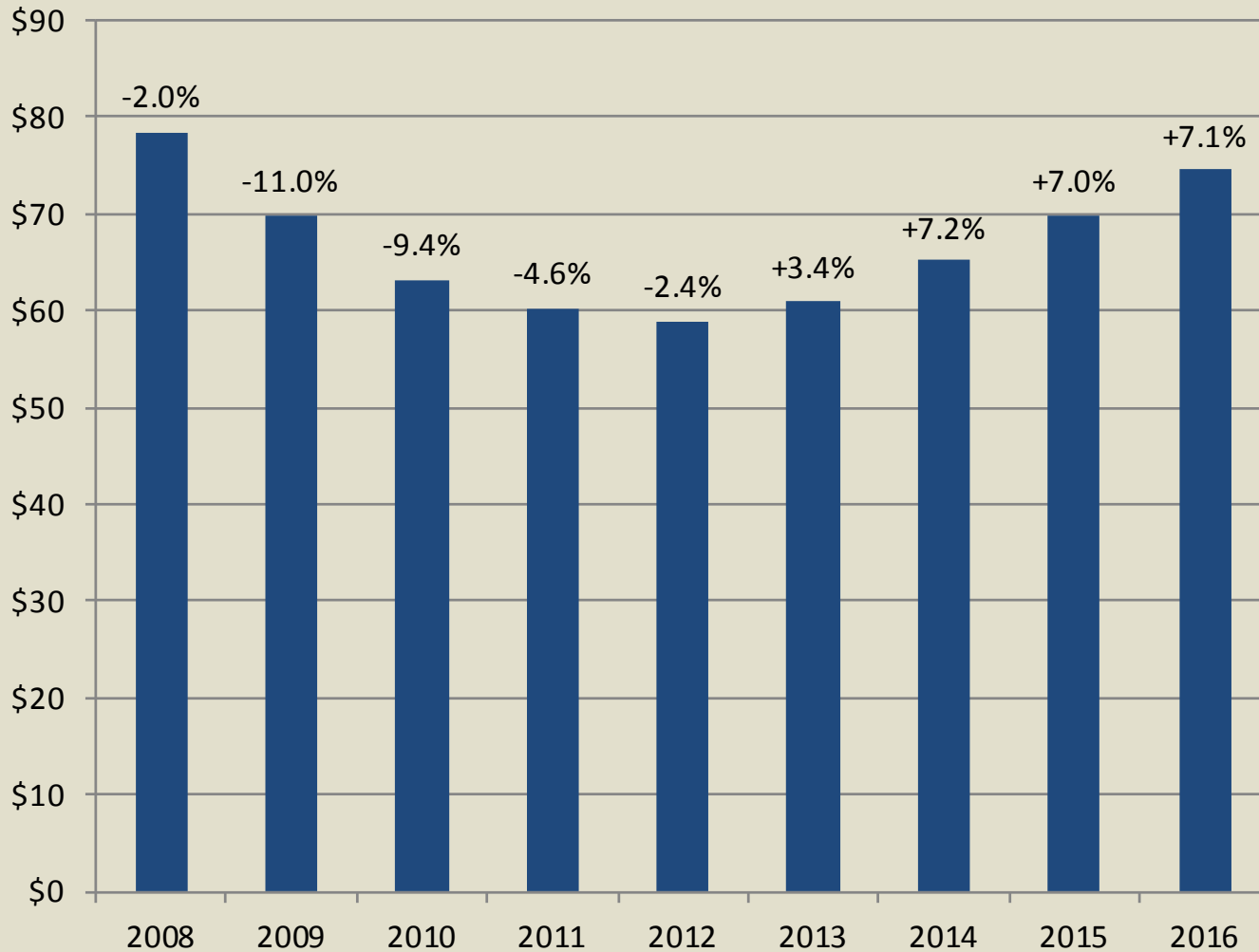


Proposed Millage vs. "Rolled-Back" Rate

<i>2016/17 Proposed vs. "Rolled back" Rate</i>	<i>Rolled Back Rate</i>	<i>2016/2017 Proposed</i>	<i>Percent Change</i>
Required Local Effort	4.7198	4.5700	-3.17%
Discretionary Local Effort	0.7030	0.7480	6.40%
Local Referendum	0.4699	0.5000	6.41%
Capital Outlay	1.4097	1.5000	6.41%
Total Millage	7.3024	7.3180	0.21%

Gross Taxable Value Trend

\$Billion



Millage Comparison

<i>Proposed 2016-2017 vs. Actual 2015-2016</i>	2015/2016 Actual	2016/2017 Proposed	<i>Percent Change</i>
Required Local Effort	5.0220	4.5700	-9.00%
Discretionary Local Effort	0.7480	0.7480	0.00%
Local Referendum	0.5000	0.5000	0.00%
Operating Subtotal	6.2700	5.8180	-7.21%
Capital Outlay	1.5000	1.5000	0.00%
Total Millage	7.7700	7.3180	-5.82%

Property Tax Revenue Comparison

	Revenue 2015-2016	Revenue 2016-2017	Difference
Required Local Effort	\$336,728,289	\$328,029,725	(\$8,698,564)
Discretionary	50,153,875	53,690,642	3,536,767
Local Referendum	33,525,318	35,889,467	2,364,149
Total Operating	\$420,407,482	\$417,609,834	(\$2,797,648)
Capital Outlay Millage	100,575,953	107,668,400	7,092,447
Total Millage	<u><u>\$520,983,435</u></u>	<u><u>\$525,278,234</u></u>	<u><u>\$4,294,799</u></u>

How Are School Taxes Calculated?

Assessed Value	\$200,000
Homestead Exemption	<u>(25,000)</u>
Taxable Value	<u>\$175,000</u>
Taxable Value	\$175,000
Divided by 1,000	175
Multiply by Millage Rate	<u>7.318</u>
Total 2016 School Tax	<u>\$1,280.65</u>

Example of How Your Taxes May Change

	Tax Year			
	2013	2014	2015	2016
<i>% Change in Assessed Value</i>		7.2%	7.0%	7.1%
Assessed Value	\$ 200,000	\$ 214,400	\$ 229,408	\$ 245,696
Homestead Exemption	25,000	25,000	25,000	25,000
Taxable Value	\$ 175,000	\$ 189,400	\$ 204,408	\$ 220,696
Taxable Value	\$ 175,000	\$ 189,400	\$ 204,408	\$ 220,696
Divided by 1,000 (= number of "mills")	175.000	189.400	204.408	220.696
Times Millage Rate	8.060	7.841	7.770	7.318
School Property Taxes	\$1,410.50	\$1,485.09	\$1,588.25	\$1,615.05
Change as compared to the prior year		\$ 74.59	\$ 103.16	\$ 26.80
Cumulative 3-Year Change				\$ 204.55

Reasons for Millage

- Required Local Effort:
 - Proposed tax rate must be levied to receive state funds (no district option)
 - Used for the day to day operations such as school staff and utilities
- Discretionary Millage:
 - To maintain services and meet additional costs due to inflation
- Local Referendum
- Capital Outlay Millage:
 - Levied to build and renovate schools and ancillary buildings as advertised

Motions Necessary to Adopt Millage Rates

- Approval of Proposed Discretionary Millage
- Adoption of Total Millage Rate



School Board of Pinellas County



Proposed Budget For Fiscal Year 2016-2017

Budget Calendar

- October 2015 – June 2016
 - Board Workshops
 - Budget Analysis
 - Budget Forecasting
 - Staffing Plan Development
- March – June 2016
 - Budget Development
 - Budget Steering Committee
- July – September 2016
 - Minor Budget Adjustments
 - Public Hearings
 - Approval of Budget and Millage



Budget Parameters

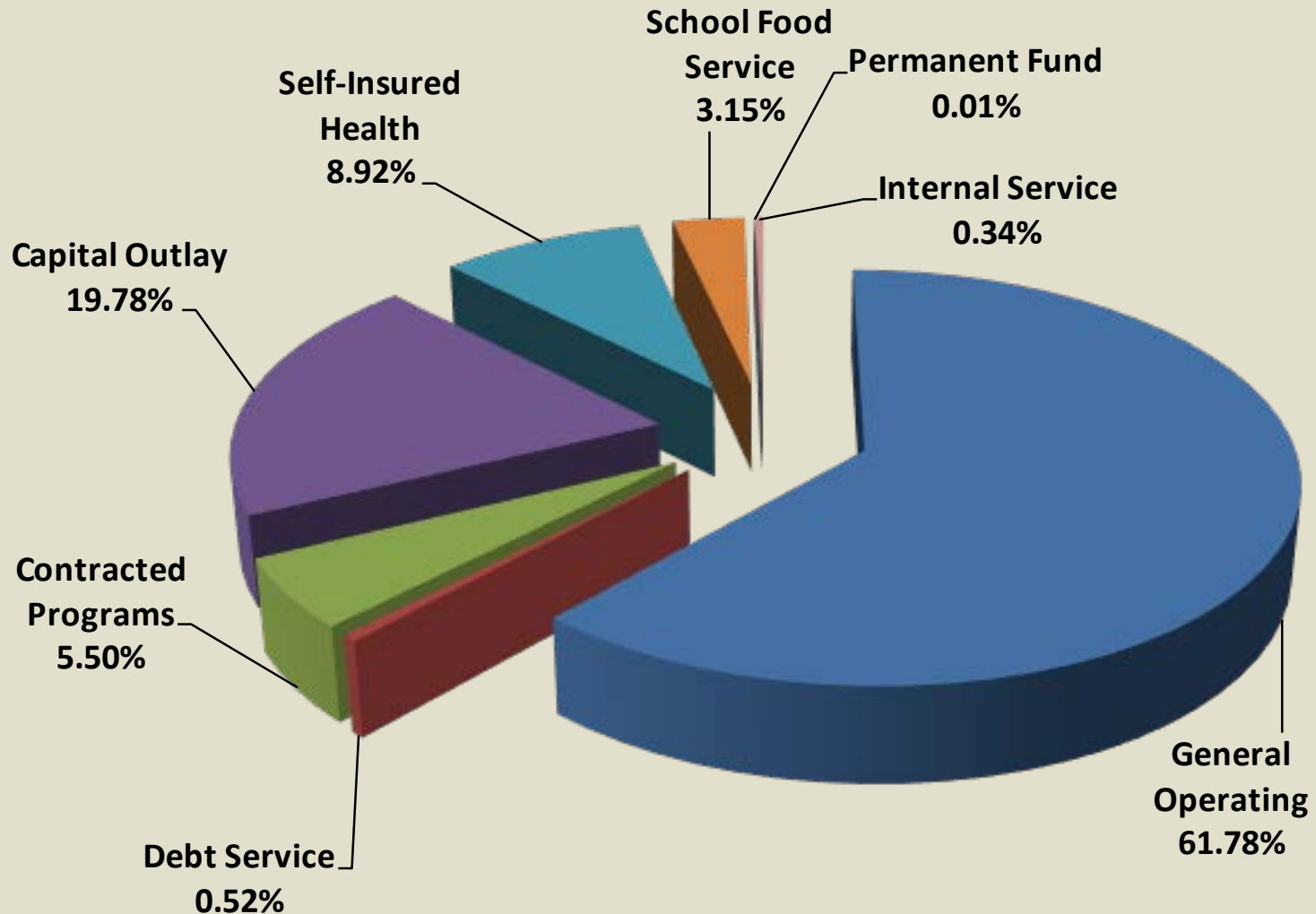
- 63/37 Expenditure Benchmark
- Contingency
- Core Curriculum / Strategic Directions



Budget Summary

General Operating	\$ 928,285,040
Debt Service	7,699,376
Contracted Programs	82,691,800
Capital Outlay	297,205,107
School Food Service	47,364,054
Internal Service	5,010,000
Self-Insured Health	134,068,024
Permanent Fund	150,420
Grand Total	<u>\$1,502,473,821</u>

Budget Summary All Sources



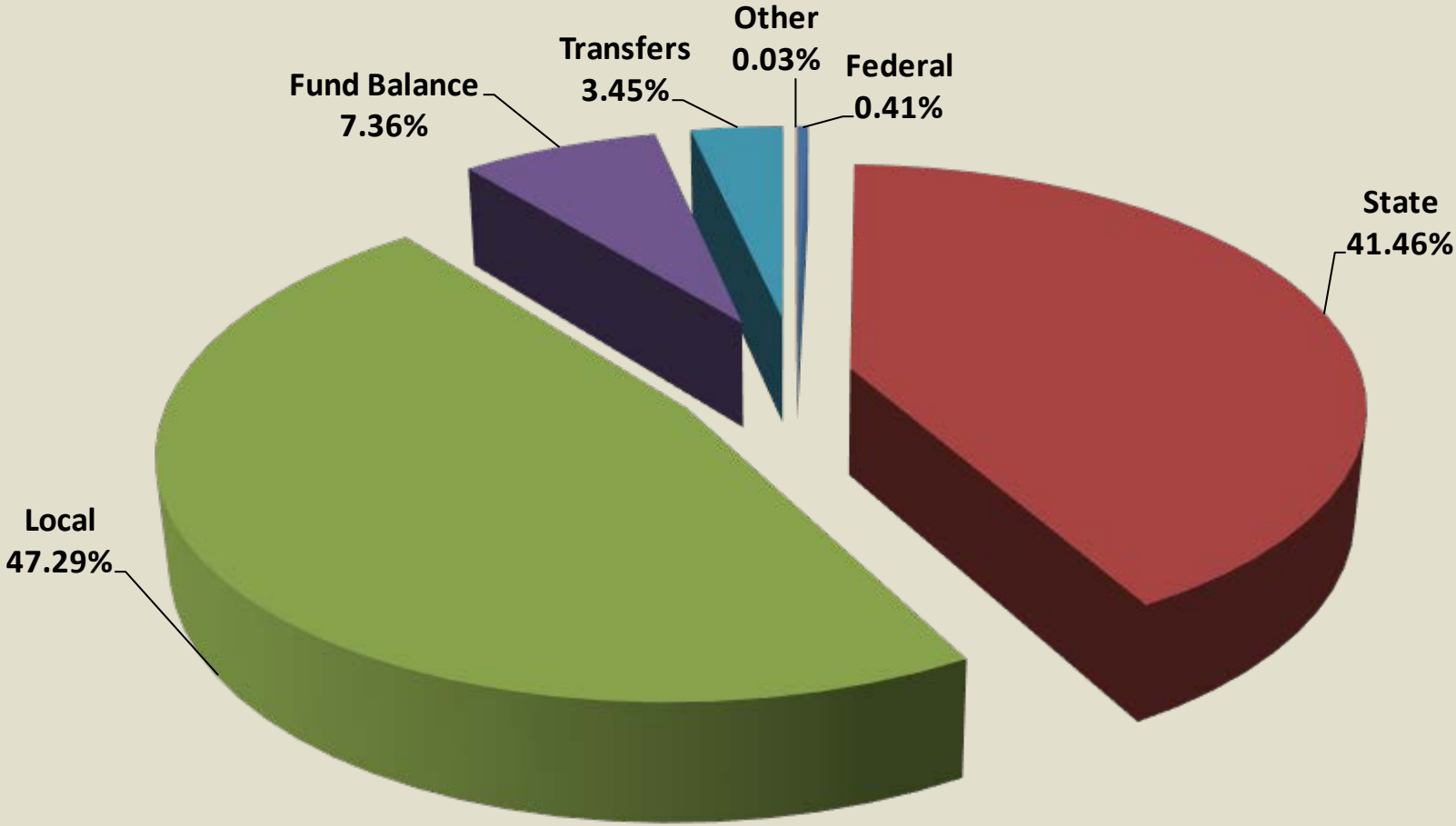
2016-2017 Legislative Issues

- Increase in Base Student Allocation (BSA) to \$4,160.71
- Increase in district share of revenue of \$12.2 Million
- Increased Digital Classrooms Allocation of \$80 Million Statewide; \$0.3 Million more to Pinellas
- Statewide increase to \$710 Million in Supplemental Academic Instruction Allocation
- Statewide increase to \$1.05 Billion in ESE Guaranteed Allocation
- No allocation of Discretionary Lottery funds for the second year in a row
- Increased Florida Retirement System expenditures

Operating Fund Resources

Federal Direct	\$310,000	0.03%
Federal Through State	3,500,000	0.38%
State Sources	384,862,733	41.46%
Local Sources	439,027,267	47.29%
Transfers	32,000,000	3.45%
Other	300,000	0.03%
Fund Balance	68,285,040	7.36%
Total - Anticipated Resources	<u>\$928,285,040</u>	<u>100.00%</u>

Operating Budget Revenue Sources

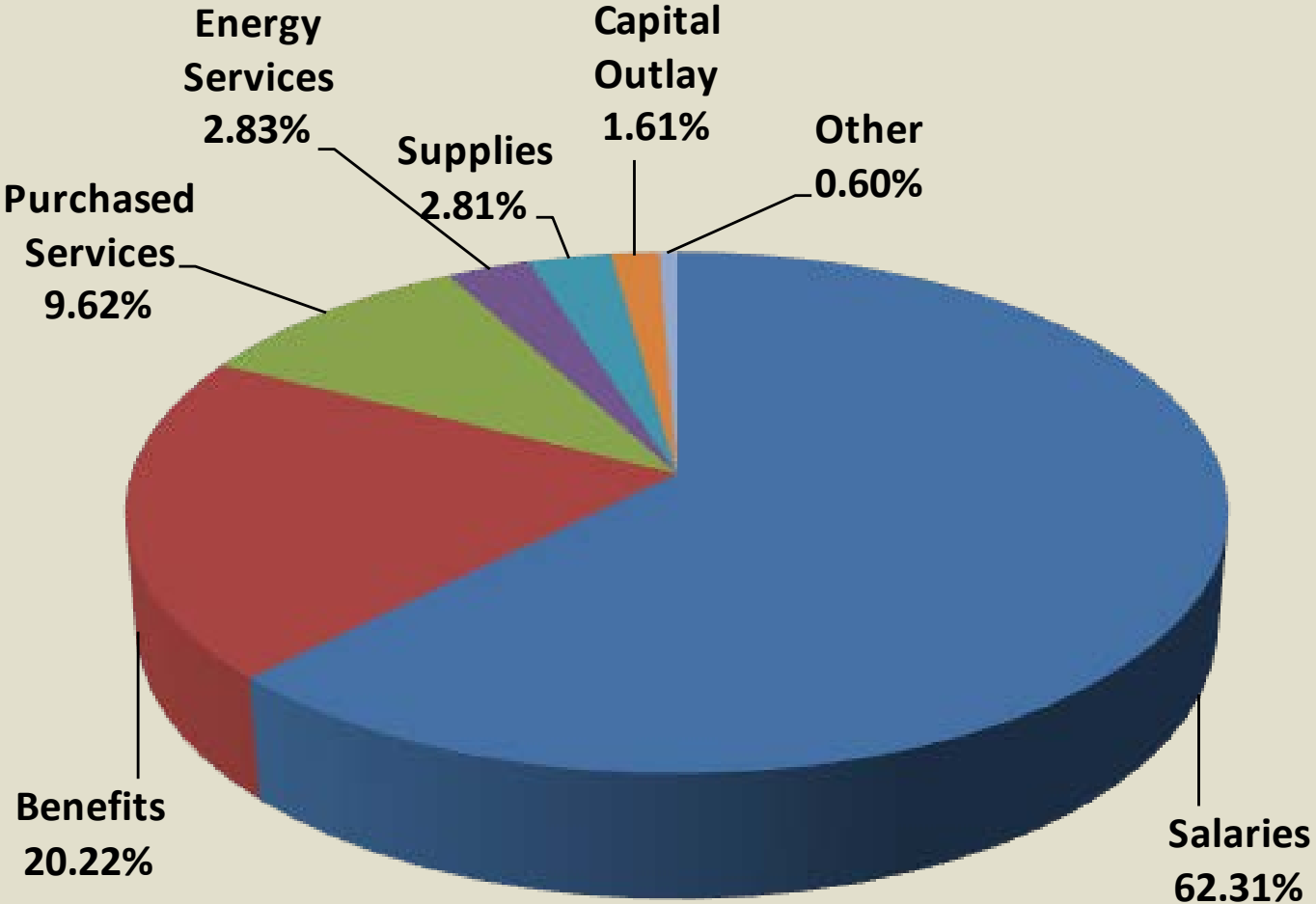


Proposed Operating Budget

- Funds the day to day operating expenses of the School District
 - Salaries and Benefits
 - Supplies & Materials
 - Textbooks & Library books
 - Student Transportation
 - Utilities
 - Maintenance & Repairs



Operating Budget by Object



Capital Fund Sources

- State Sources
 - Public Education Capital Outlay (PECO)
 - Capital Outlay & Debt Service (CO & DS)
 - Flow-through revenue has been bonded (state)
 - Race Track
- Local Sources
 - Property Taxes – 1.50 mills
 - Interest earnings
- Other Financing
 - Certificates of Participation Bonds (COPs)
- Fund Balance



Proposed Capital Projects

Major Renovation and Construction of Schools:

Cypress Woods Elementary School	\$4,100,000
Melrose Elementary School	19,350,000
Orange Grove Elementary School	4,500,000
Pinellas Park Middle School	28,431,000
Career Academies of Seminole	11,287,500
Lakewood High School	7,200,000
Tarpon Springs High School	10,000,000
Relocatables, Site Acquisitions, Minor Projects	34,147,665
Area Superintendents' fund for special causes	5,000,000
Furniture, Equipment, Technology, Vehicles and Safety	20,029,923
Two Mill Relief, Transfers, Debt Service, Contingency	39,568,950
Total Capital Appropriations for FY 2016-2017	<u>\$183,615,038</u>
Carryover of prior projects	84,181,174
Ending Fund Balance	29,408,895
Total Capital Outlay appropriations, transfers & fund balance	<u><u>\$297,205,107</u></u>

Proposed Special Revenue

- Contracted Programs
 - Total Budget \$82,691,800
 - 15-16 Continuing Grants
 - New Grants upon receipt

- Food Service
 - Total Budget \$47,364,054
 - Self-Supporting



Proposed Debt Service Budget

- Total Budget \$7,699,376

- Purpose
 - To pay the principal and interest on existing long-term debt

- Outstanding Bond Issues

- Principal Balance of \$10.6 Million
 - 2005 SBE Bonds
 - 2010 SBE Bonds

- Certificates of Participation Bonds

Proposed Internal Service Budget

- Total Budget \$5,010,000
 - Worker's Compensation
 - Liability Insurance



Proposed Self-Insured Health Budget

- Total Budget \$134,068,024
 - Self- Insurance related to employee health benefits
 - Premium revenue and claim expenditures



School Board of Pinellas County

- The Proposed Budget is on file in the Office of Budget and Resource Allocation in the Administration Building 301 4th St. S.W., Largo, FL 33770
- For additional information, please call: (727) 588-6479
- www.pcsb.org



Motion Necessary to Adopt the
Tentative Budget